

# How Deep Is Your Love - Bee Gees - Intro

Curso de Guitarra Clássica  
Professor Ricardo Mata

Standard tuning

♩ = 100

**N-Gt**

**D#**

**D# maj7**

1 *mf* S 2 S

TAB: 8 8 6 | X 8 6 | X 8 6 | X 8 6

**A<sup>b</sup> maj7**

**A<sup>b</sup> / A#**

3 S 4

TAB: 4 5 4 | X 4 5 4 | X 4 5 4 | 4 5 6 6

**D#**

**Gm7**

**Fm7**

**C7**

**Fm7**

5 6

TAB: 8 8 6 | X 3 3 3 | X 1 1 1 | (1) X 5 3 3 | X 1 1 1 | (1) X 1

G7

1 2 4 3

A<sup>b</sup>/A<sup>#</sup>

3 4 2 1

A<sup>b</sup>/A<sup>#</sup>

3 4 2 1

7 8

T	(1)	X	3	X	4	(4)	X	4	X
A	(1)	X	4	X	5	(5)	X	5	X
B	(1)	X	3	X	6	(6)	X	6	X

D<sup>#</sup>

1 2 3 4

Gm7

1 2 3 4

Cm7

1 3 1 2

Cm7

1 3 1 2

9 10

T	8	X	3	X	4	(4)	X	4	X	X
A	8	X	3	X	5	(5)	X	3	X	X
B	6	X	3	X	3	(3)	X	3	X	X

Fm7

1 2 3 4

Fm7

1 2 3 4

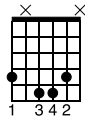
A<sup>b</sup>/A<sup>#</sup>

3 4 2 1

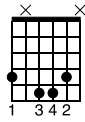
11 12

T	1	X	1	X	X	4
A	1	X	1	X	X	5
B	1	X	1	X	X	6

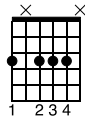
A $\flat$  maj7



A $\flat$  maj7



Gm7

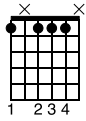


Musical notation for measures 13 and 14, including guitar tablature for Treble (T), Alto (A), and Bass (B) staves.

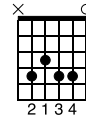
Measure 13: Treble clef, key signature of one flat. Chords: A $\flat$  maj7, A $\flat$  maj7, Gm7. Tablature: T (4, 5, 5), A (X, X, X), B (4, X, 4). Fingering: 1, 3, 4, 2.

Measure 14: Treble clef, key signature of one flat. Chords: A $\flat$  maj7, A $\flat$  maj7, Gm7. Tablature: T (3, 3, 3), A (X, X, X), B (3, X, 3). Fingering: 1, 2, 3, 4.

Fm7



D $\flat$  m11( $\flat$  11)(no5)

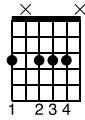


Musical notation for measures 15 and 16, including guitar tablature for Treble (T), Alto (A), and Bass (B) staves.

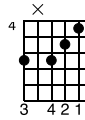
Measure 15: Treble clef, key signature of one flat. Chords: Fm7, D $\flat$  m11( $\flat$  11)(no5). Tablature: T (1, 1, 1), A (X, X, X), B (1, X, 1). Fingering: 1, 2, 3, 4.

Measure 16: Treble clef, key signature of one flat. Chords: Fm7, D $\flat$  m11( $\flat$  11)(no5). Tablature: T (4, 4, 3), A (X, X, X), B (4, 4, 4). Fingering: 2, 1, 3, 4.

Gm7



A $\flat$  / A $\sharp$



Musical notation for measures 17 and 18, including guitar tablature for Treble (T), Alto (A), and Bass (B) staves.

Measure 17: Treble clef, key signature of one flat. Chords: Gm7, A $\flat$  / A $\sharp$ . Tablature: T (3, 3, 3), A (X, X, X), B (3, X, 3). Fingering: 1, 2, 3, 4.

Measure 18: Treble clef, key signature of one flat. Chords: A $\flat$  / A $\sharp$ . Tablature: T (4, 5, 6), A (X, X, X), B (6, 6, 6). Fingering: 3, 4, 2, 1.

**D#**

**D# maj7**

19

S

S

T	8	X	8	X
A	8	X	8	X
B	6	X	6	X

T	8	X	8	X
A	7	X	7	X
B	6	X	6	X

**A<sup>b</sup> maj7**

**A<sup>b</sup> m6**

21

S

S

T	4	X	4	X
A	5	X	5	X
B	5	X	5	X

T	4	X	4	X
A	4	X	4	X
B	3	X	3	X

**D#**

**A# m/C#**

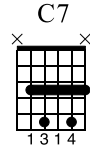
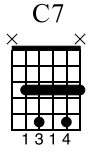
23

S

S

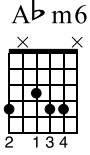
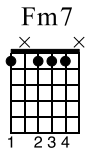
T	8	X	8	X
A	8	X	8	X
B	6	X	6	X

T	6	X	6	X
A	6	X	6	X
B	4	X	4	X



Musical notation for measures 25 and 26. Measure 25 starts with a C7 chord. Measure 26 also starts with a C7 chord. Both measures contain a sequence of notes and rests, with a 'S' marking below the staff. Below the staff is a guitar tablature with strings T, A, and B.

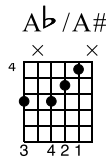
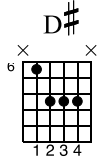
T	5	X	5	X
A	5	X	5	X
B	3	X	3	X



Musical notation for measures 27 and 28. Measure 27 starts with an Fm7 chord. Measure 28 starts with an Ab m6 chord. Both measures contain a sequence of notes and rests, with a 'S' marking below the staff. Below the staff is a guitar tablature with strings T, A, and B.

T	1	X	1	X
A	1	X	1	X
B	1	X	1	X

T	4	X	4	X
A	4	X	4	X
B	3	X	3	X



Musical notation for measures 29 and 30. Measure 29 starts with a D# chord. Measure 30 starts with an Ab/A# chord. Both measures contain a sequence of notes and rests. Below the staff is a guitar tablature with strings T, A, and B.

T	6	X	3	X	4	(4)	X	4	X	4
A	6	X	3	X	5	(5)	X	5	X	5
B	6	X	3	X	6	(6)	X	6	X	6

*D.S. al Fine*

$A^b/A^\#$

4

3 4 2 1

Detailed description: A guitar chord diagram for the Ab/A# chord. It shows a six-string guitar with the 4th fret highlighted. The notes are Ab (4th fret, 6th string), Bb (4th fret, 5th string), C (4th fret, 4th string), D (2nd fret, 3rd string), E (2nd fret, 2nd string), and F (2nd fret, 1st string). There are 'x' marks above the 4th and 6th strings, indicating they are muted. Fingering numbers 3, 4, 2, 1 are shown below the strings.

$A^b/A^\#$

4

3 4 2 1

Detailed description: A guitar chord diagram for the Ab/A# chord, identical to the one on the left.

$A^b/A^\#$

4

3 4 2 1

Detailed description: A guitar chord diagram for the Ab/A# chord, identical to the others.

31

32

T 4 X 4 X 4 | 4 X 4 X 4

A 5 X 5 X 5 | 5 X 5 X 5

B 6 X 6 X 6 | 6 X 6 X 6

6 6 X 6 6 6 | 6 6 X 6 6

Detailed description: Musical notation for measures 31 and 32. The top staff is in treble clef with a key signature of one sharp (F#). Measure 31 contains a quarter note chord (F#, A, C), a quarter rest, a quarter note chord (B, D, F#), and a quarter note chord (A, C, E). Measure 32 contains a quarter note chord (F#, A, C), a quarter rest, a quarter note chord (B, D, F#), and a quarter note chord (A, C, E). Below the staff are three bass lines labeled T, A, and B. The T line has notes 4, 5, 6, 4, 5, 6, 4, 5, 6, 4, 5, 6. The A line has notes X, X, X, X, X, X, X, X, X, X, X, X. The B line has notes 6, 6, X, 6, 6, 6, X, 6, 6, X, 6.